


Enter the Castle

Follow the instructions to complete the activity.

NAME

DATE

Using the space provided, label each part of the castle below. Then, write a short sentence or two describing each part. Check your answers on pages 6 and 7 of the book.



You Can Draw
Medieval Times
Reference: Pages 6–7

Page
1 of 1

LIGHTBOX
LEARNING

©2023 Lightbox Learning Inc. All rights reserved.
www.openlightbox.com

Meet the Lord and Lady

Follow the instructions to complete the activity.

NAME

DATE

Using the space provided, label each feature of the lord and lady below. Then, write a short sentence or two describing each feature. Check your answers on pages 10 and 11 of the book.




Meet the Knight

Follow the instructions to complete the activity.

NAME

DATE

Using the space provided, label each feature of the knight below. Then, write a short sentence or two describing each feature. Check your answers on pages 14 and 15 of the book.




See the Coat of Arms

Follow the instructions to complete the activity.

NAME

DATE

Using the space provided, label each part of the coat of arms below. Then, write a short sentence or two describing each part. Check your answers on pages 18 and 19 of the book.




See the Trebuchet

Follow the instructions to complete the activity.

NAME

DATE

Using the space provided, label each part of the trebuchet below. Then, write a short sentence or two describing each part. Check your answers on pages 22 and 23 of the book.



You Can Draw
Medieval Times

Reference: Pages 22–23

Page
1 of 1

LIGHTBOX
LEARNING

©2023 Lightbox Learning Inc. All rights reserved.
www.openlightbox.com

Meet the Peasants

Follow the instructions to complete the activity.

NAME

DATE

Using the space provided, label each feature of the peasants below. Then, write a short sentence or two describing each feature. Check your answers on pages 26 and 27 of the book.

