


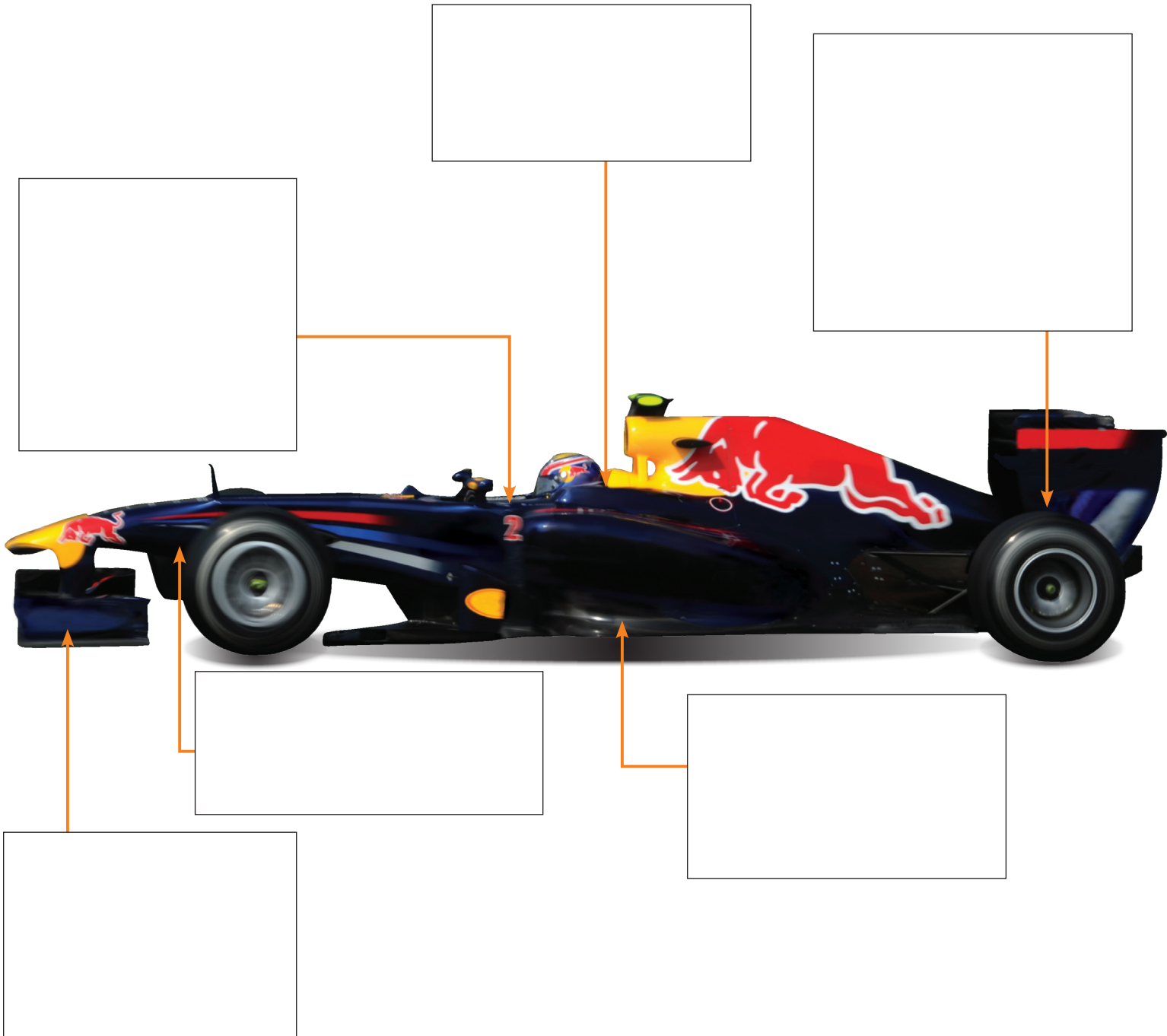
## Ride the F1 Race Car

Follow the instructions to complete the activity.

NAME

DATE

Using the space provided, label each part of the F1 race car below. Then, write a short sentence or two describing each part. Check your answers on pages 6 and 7 of the book.




## Ride the F1 Powerboat

Follow the instructions to complete the activity.

NAME

DATE

Using the space provided, label each part of the F1 powerboat below. Then, write a short sentence or two describing each part. Check your answers on pages 10 and 11 of the book.




## Ride the Moto X Bike

Follow the instructions to complete the activity.

NAME

DATE

Using the space provided, label each piece of moto X equipment below. Then, write a short sentence or two describing each piece. Check your answers on pages 14 and 15 of the book.





## Ride the Rally Car

Follow the instructions to complete the activity.

NAME

DATE

Using the space provided, label each piece of rally car equipment below. Then, write a short sentence or two describing each piece. Check your answers on pages 18 and 19 of the book.






## Ride the Skateboard

Follow the instructions to complete the activity.

NAME \_\_\_\_\_

DATE \_\_\_\_\_

Using the space provided, label each piece of skateboarding equipment below. Then, write a short sentence or two describing each piece. Check your answers on pages 22 and 23 of the book.



## Ride the Snowmobile

Follow the instructions to complete the activity.

NAME

DATE

Using the space provided, label each piece of snowmobile equipment below. Then, write a short sentence or two describing each piece. Check your answers on pages 26 and 27 of the book.

