

Know Your Equipment

Follow the instructions to complete the activity.

NAME


DATE

Using the information found on pages 6 and 7 of the book, label each piece of equipment shown below. Identify its purpose and explain why it is important.





Jeans Cowboy Boots English Helmet Low-Heeled Boots Cowboy Hat Breeches



Outdoor Adventures and Sports

Horseback Riding

Reference: Pages 6–7

Page
1 of 1

LIGHTBOX
LEARNING

©2023 Lightbox Learning Inc. All rights reserved.
www.openlightbox.com

Fill in the Blank


Follow the instructions to complete the activity.

NAME

DATE

Use the information found in *Horseback Riding* to fill in the blanks below.

1. The horse breed competes in show jumping and is known for its agility.
2. The equipment used to ride a horse is called .
3. Xenophon lived in more than 2,300 years ago.
4. is sometimes called dance for horses. In this activity, riders direct their horses to do a series of movements in a specific pattern.
5. Western riding first began in America.
6. A saddle's should be checked to make sure it fits tightly around the horse's belly.



True or False

Follow the instructions to complete the activity.

NAME

DATE

Using information found in the book, verify whether the following statements are true or false. Check your answers in the book. List the page number where you found the information beside your answer.

Statement 1

The Thoroughbred horse breed is rarely used for racing.

- ☐ True
☐ False

Page
Number

Statement 2

The first record of horseback riding dates as far back as 4,000 BC.

- ☐ True
☐ False

Page
Number

Statement 3

In cutting, horses and riders race out to three barrels placed in the field.

- ☐ True
☐ False

Page
Number

Statement 4

Young Western riders often begin by joining Pony Club.

- ☐ True
☐ False


Page
Number

Statement 5

Western riders use the vault-off technique to dismount from a horse, while English riders do not.

- ☐ True
☐ False

Page
Number



Identify the Adventure

Follow the instructions to complete the activity.

NAME

DATE

Using the information found on pages 14 and 15 of the book, label and briefly describe each outdoor adventure shown below.










Barrel Racing Dressage Gymkhana Cutting



Write a Letter

Follow the instructions to complete the activity.


NAME

DATE

Imagine you are on a horseback riding adventure at any one of the four sites featured on pages 16 and 17 of the book. Write a letter to your family describing your trip. What sights have you seen? What activities have you done?



Name of Location:



Quiz

Test your knowledge by answering these questions.

NAME

DATE

1

Who founded modern horsemanship?

2

What is gymkhana?

3

What is the benefit of an English saddle being small?

4


How does Pilates help riders improve their riding skills?

5

What are the basic equipment needs of horseback riders?

6

Which horse breed has a small, compact body and excels at sprinting?



Key Words Match-Up

Write the words from the list below in the box above the correct definition for each word.

NAME

DATE

KEY WORDS

bolt	mount
breeds	pommel
equestrian	reins
girth	saddle horn
horsemanship	stirrups

Your Score is  **%**

- | | |
|---|--|
| <p>1. <input type="text"/>
having to do with riding horses</p> <p>2. <input type="text"/>
the raised part at the front of the saddle</p> <p>3. <input type="text"/>
the metal loop on each side of a saddle on which the rider places his or her feet</p> <p>4. <input type="text"/>
the action of a horse suddenly taking off running</p> <p>5. <input type="text"/>
a band that goes around the horse's belly to keep the saddle in place</p> | <p>6. <input type="text"/>
straps used to direct a horse</p> <p>7. <input type="text"/>
to get onto a horse</p> <p>8. <input type="text"/>
different types of animals within the same species</p> <p>9. <input type="text"/>
the art of riding horses</p> <p>10. <input type="text"/>
a raised knob at the front of a Western saddle</p> |
|---|--|

