



Meet the Plesiosaur

Follow the instructions to complete the activity.

NAME

DATE

Using the space provided, label each part of the plesiosaur below. Then, write a short sentence or two describing each part. Check your answers on pages 6 and 7 of the book.





Meet the Pterosaur

Follow the instructions to complete the activity.

NAME

DATE

Using the space provided, label each part of the pterosaur below. Then, write a short sentence or two describing each part. Check your answers on pages 10 and 11 of the book.





Meet the Stegosaurus

Follow the instructions to complete the activity.

NAME

DATE

Using the space provided, label each part of the *Stegosaurus* below. Then, write a short sentence or two describing each part. Check your answers on pages 14 and 15 of the book.





Meet the Triceratops

Follow the instructions to complete the activity.

NAME

DATE

Using the space provided, label each part of the *Triceratops* below. Then, write a short sentence or two describing each part. Check your answers on pages 18 and 19 of the book.



**You Can Draw
Dinosaurs**

Reference: Pages 18-19

Page
1 of 4

LIGHTBOX
LEARNING

©2021 Lightbox Learning. All rights reserved.
www.openlightbox.com



Meet the Tyrannosaurus Rex

Follow the instructions to complete the activity.

NAME

DATE

Using the space provided, label each part of the *Tyrannosaurus rex* below. Then, write a short sentence or two describing each part. Check your answers on pages 22 and 23 of the book.





Meet the Velociraptor

Follow the instructions to complete the activity.

NAME

DATE

Using the space provided, label each part of the *Velociraptor* below. Then, write a short sentence or two describing each part. Check your answers on pages 26 and 27 of the book.




Quiz

Test your knowledge by answering these quiz questions.

NAME

DATE

- 1 What animal's jaw is thought to have produced the strongest bite ever?
- 2 How wide could the largest Pterosaur's wings be?
- 3 How long ago did the Stegosaurus live?
- 4 How long could a Triceratops' horns grow?
- 5 What does Tyrannosaurus rex mean?
- 6 How tall were most Velociraptors?
- 7 When did dinosaurs become extinct on Earth?
- 8 How many fingers did a Pterosaur have?
- 9 What does Triceratops mean in Latin?
- 10 Approximately how fast could a Velociraptor run?



Key Words Match-Up

Write the words from the list below in the box above the correct definition for each word.


NAME

DATE

KEY WORDS

adaptations
fins
flexible
fossil
hollow

plates
prey
retractable claw
spikes
spine




**Your
Score is**

%

1.
the flat parts of a water animal that are used to steer and balance
2.
adjustments to different conditions or environment
3.
empty inside
4.
the rocklike remains of an ancient animal or plant
5.
able to bend easily without breaking

6.
thin and flat part of an animal's body
7.
thin, pointed pieces of metal, wood, or another rigid material
8.
a claw that can be pulled back into the body when not in use
9.
an animal that is hunted and killed by another animal for food
10.
the line of bones down the center of the back



You Can Draw
Dinosaurs

Reference: All Pages