

Parts of the Skeletal System

Follow the instructions to complete the activity.

NAME

DATE

Label each part of the skeletal system. In your own words, describe the role each part plays in the skeletal system.

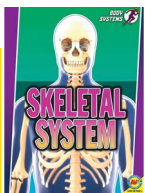
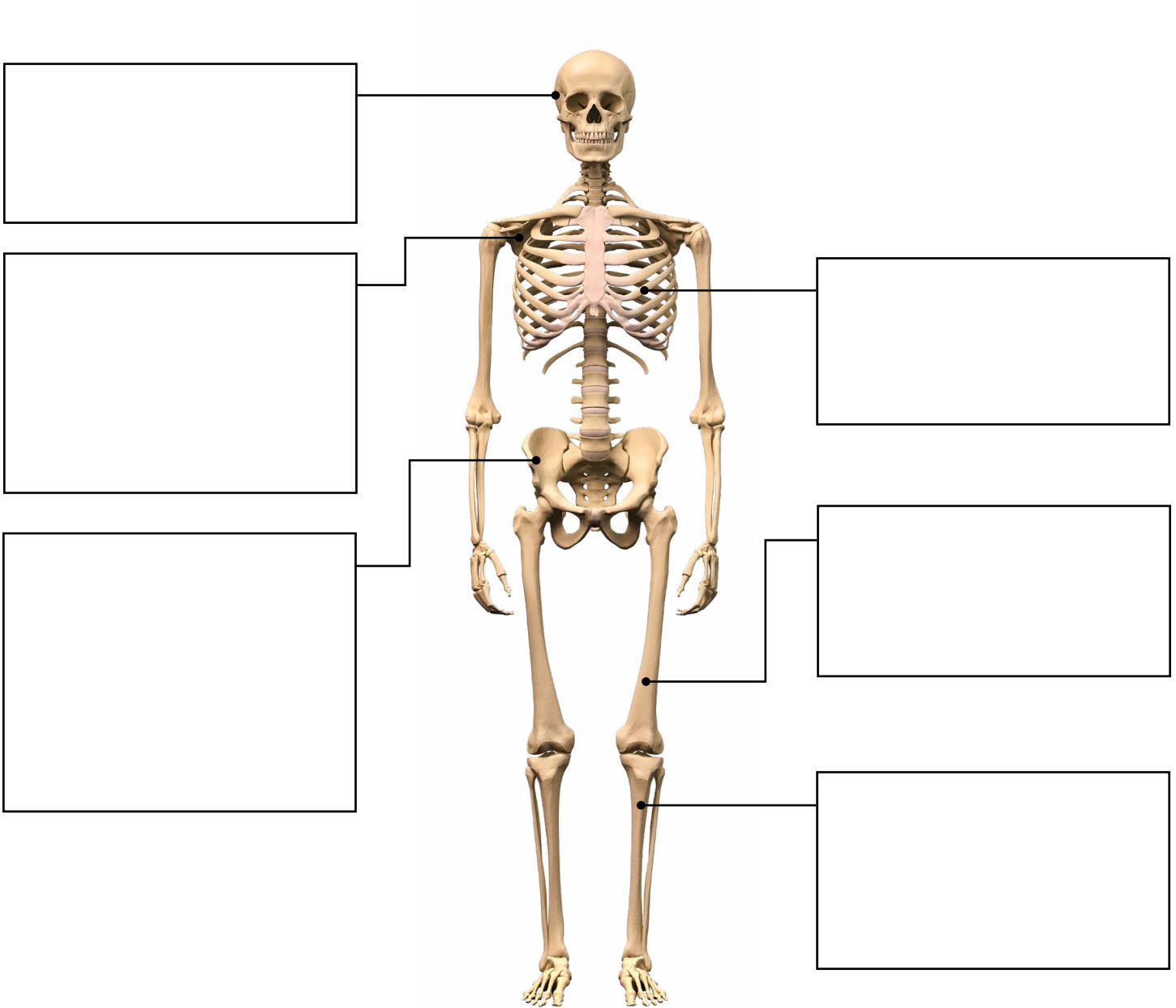


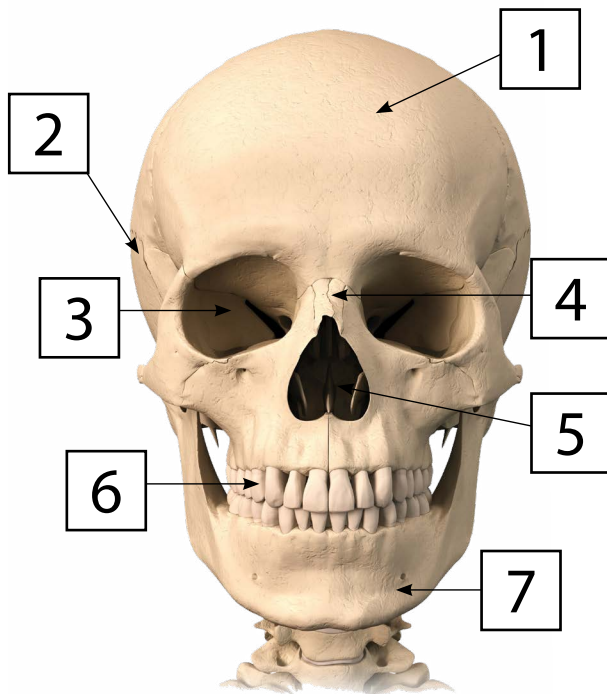
Diagram of the Skull

Follow the instructions to complete the activity.

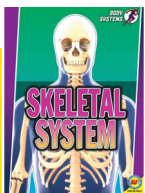
NAME _____

DATE _____

Using the information in *Skeletal System*, label the diagram of the skull. In the space below, explain how the bones of the skull protect the brain and support the eyes, mouth, and nose. Check your answers with pages 12–13 of the book.



1	
2	
3	
4	
5	
6	
7	



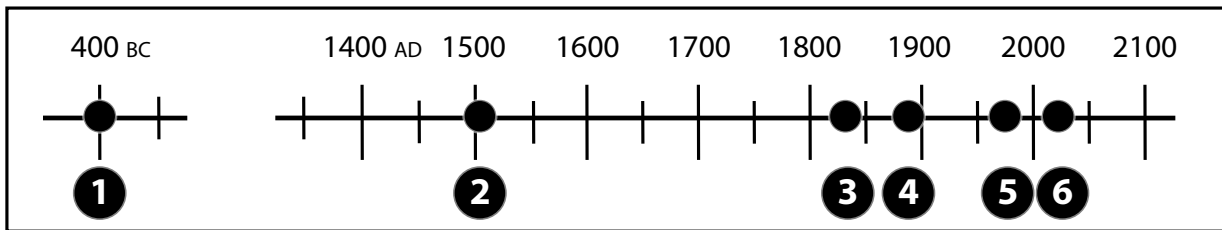
Timeline

Follow the instructions to complete the activity.

NAME

DATE

Number the events below in the order they should appear on the timeline. Write the number in the box beside each event. Check your answers with pages 22–23 of the book.



The Anatomy Act in Great Britain makes it easier for doctors to obtain cadavers.


NASA awards \$750,000 to scientists to study bone loss in space.

Paul Lauterbur makes breakthroughs in developing the MRI.

Hippocrates writes about treatment for dislocations of hips, knees, and shoulders, and for infections caused by broken bones piercing the skin.

Leonardo da Vinci creates hundreds of drawings in a detailed study of human anatomy, including the skeletal system.

Wilhelm Roentgen discovers X-rays.



Fill in the Blanks


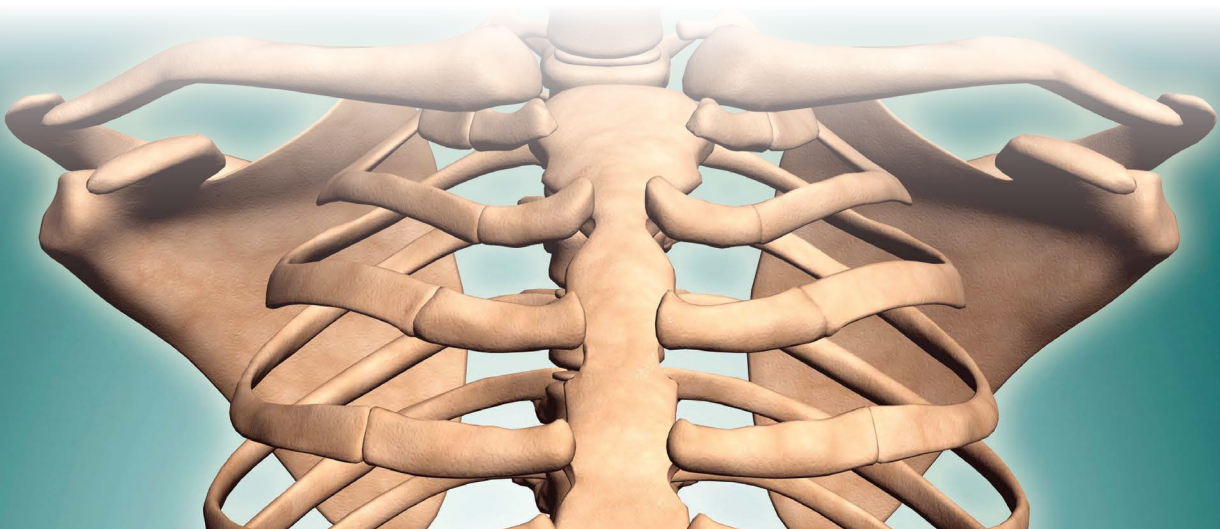
Follow the instructions to complete the activity.

NAME

DATE

Use the information found in *Skeletal Systems* to help you complete the following activity.

1. Bones continue to change in strength and throughout a person's life.
2. The bone, located in the jaw, is the only bone in the body not connected to any other bone.
3. The skeletal system makes up about percent of body weight.
4. The shortest bone in the body is the , in the ear.
5. The largest bone in the body is the , in the leg.
6. is a condition that creates a curve in the spine, which looks like a letter "S" or "C" when seen on an X-ray.
7. The humerus connects to the scapula with a joint at the shoulder.
8. The Surgical Papyrus is the oldest known record of medical practices.



Choose a medical career that you would like to learn more about from pages 26–27 of the book. Use online resources and your local library to research the requirements of your chosen job. Then, write an expository paragraph about what you discover in the space provided below.


An expository paragraph is a group of sentences that provide information on a topic, give directions, or explain an event. Your expository paragraph will provide information on a topic.

An expository paragraph has three parts. The first part is the topic sentence. The topic sentence is usually the first sentence. It tells readers what the paragraph will be about and catches their attention. Supporting sentences generally follow the topic sentence. They provide details explaining or supporting the topic sentence. At the end of an expository paragraph, a sentence wraps up, or summarizes, the ideas expressed in the paragraph. This is called the concluding sentence. It is usually a strong statement.

Topic Sentence:

Supporting Sentences:

Concluding Sentence:



Key Words Match-Up

Write the words from the list below in the box above the correct definition for each word.

NAME

DATE

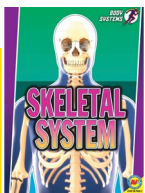
ball and socket joint
cartilage
cells
equilibrium
hormone
hyoid

ligaments
meninges
middle ear
minerals
MRIs
organs

residency
tendons
vertebrae
X-rays



- | | |
|---|--|
| <p>1. <input type="text"/>
the bones of the spinal column</p> <p>2. <input type="text"/>
the main opening of the ear; separated from the external ear opening by the eardrum</p> <p>3. <input type="text"/>
magnetic resonance imaging machines used to produce images of the soft tissues of the body</p> <p>4. <input type="text"/>
tissues that connect muscle to nearby bones</p> <p>5. <input type="text"/>
radiation used to examine the bones inside the body</p> <p>6. <input type="text"/>
connective tissue found in various parts of the body, such as the joints</p> <p>7. <input type="text"/>
a period, often soon after graduation from medical school, when a doctor receives advanced training by practicing under the supervision of more experienced doctors</p> <p>8. <input type="text"/>
a state of total balance</p> | <p>9. <input type="text"/>
natural materials the body needs to stay healthy</p> <p>10. <input type="text"/>
a U-shaped bone in the neck; supports the tongue</p> <p>11. <input type="text"/>
a joint in which the ball-shaped end of a bone fits into a cup-shaped indent of another bone</p> <p>12. <input type="text"/>
self-contained parts of the body that serve a particular function</p> <p>13. <input type="text"/>
a substance produced in various organs that helps regulate the body</p> <p>14. <input type="text"/>
membranes covering the brain and spinal cord</p> <p>15. <input type="text"/>
tissues that either connect to bones or cartilage at a joint, or those that support an organ</p> <p>16. <input type="text"/>
the smallest structures of the human body from which all organs and systems are made</p> |
|---|--|



Quiz

Test your knowledge by answering these quiz questions.

NAME

DATE

1 What is the largest bone in the human body?

2 How many phalanges does each finger have?

3 How many bones are in the skull?

4 How many bones make up each hand?

5 What acts as a kind of natural shock absorber between each vertebra?

6 What is another name for the scapula?

7 What is the shortest bone in the human body?

8 What is produced by bone marrow?

9 What vitamin is important for maintaining healthy bones?

10 What bone disease damages the joints and the areas around them?

